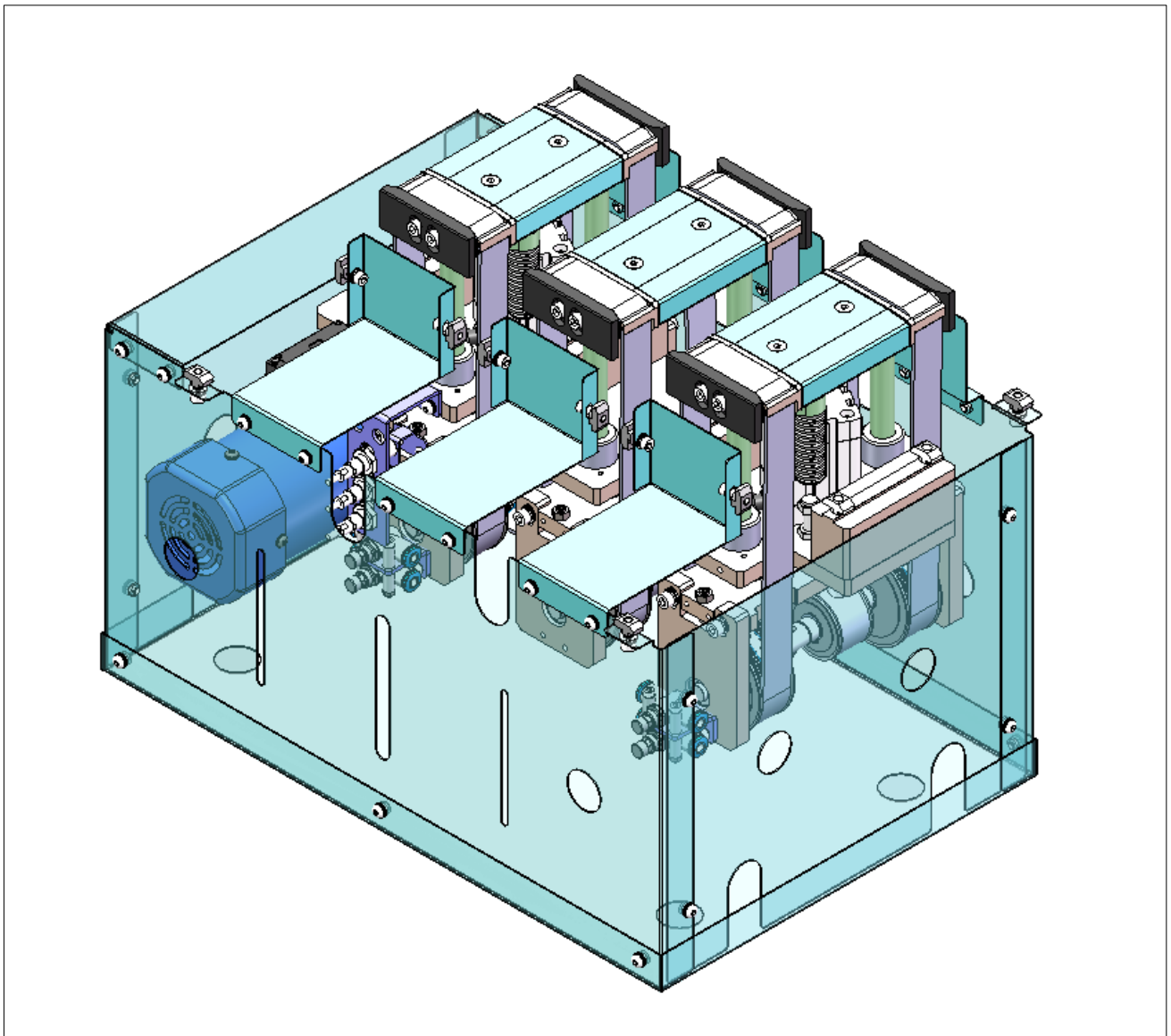


MLTU2 Lifting & Transfer Unit

Instruction & Maintenance Manual

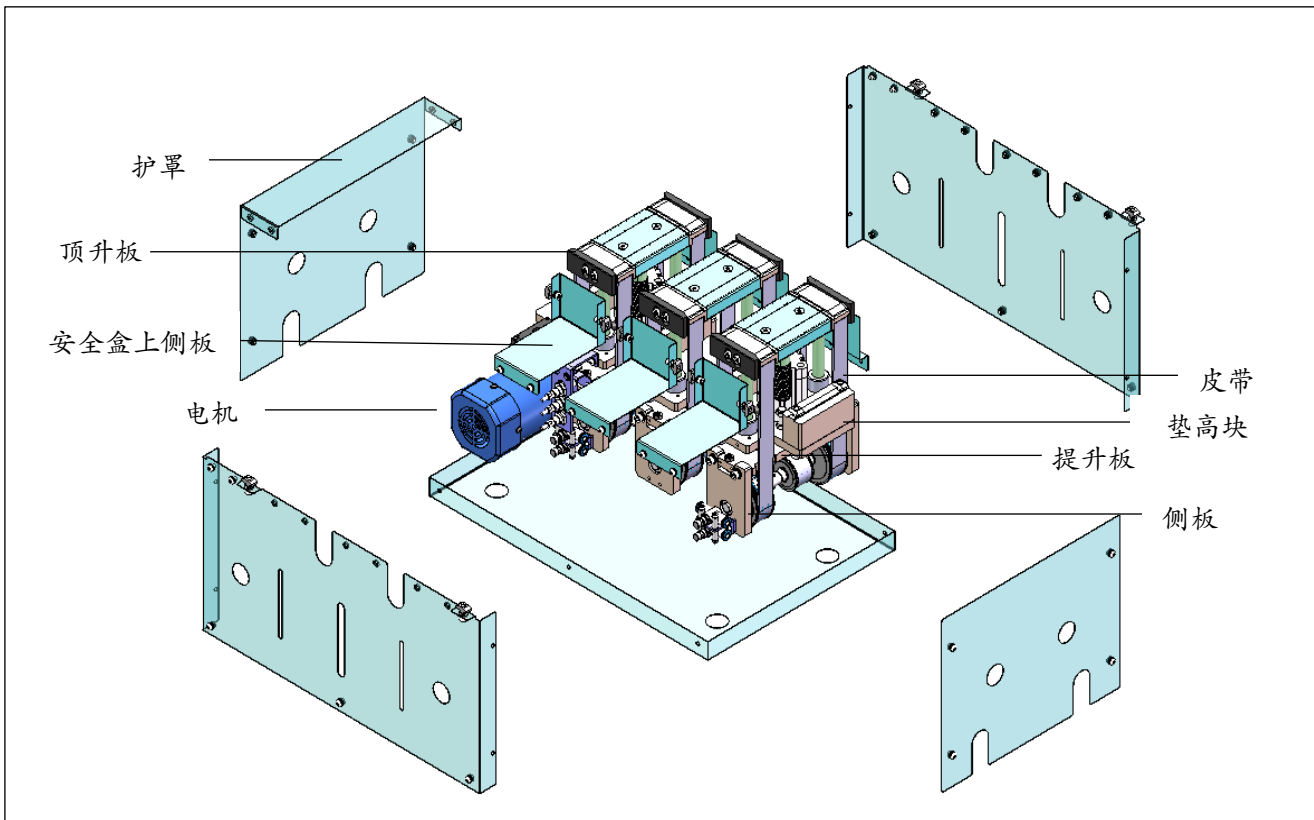
MLTU2 三位置顶升横移单元安装使用维护手册



Suzhou LinkedGo Transfer System Co.,Ltd.

苏州领科工业技术有限公司

Structure Diagram 结构示意图



1、 The three position lateral conveying lifting unit is used to transport the workpiece tray from the longitudinal conveying section to the parallel longitudinal conveying section.

1、 三位置横向输送提升单元用于将工件托盘从纵向输送段送到并行的纵向输送段。

2、 The conveying medium is a toothed belt.

2、 输送介质为齿形带。

3、 The maximum load of the workpiece pallet is 30kg.

3、 工件托盘最大负载 30kg。

4、 Required compressed air 4... 6 Bar.

4、 所需压缩空气 4...6 Bar。

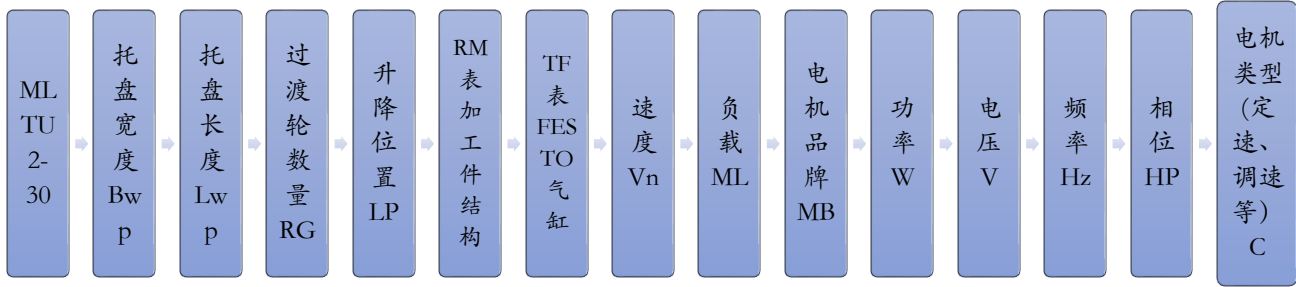
5、 Tracheal joint size φ 6mm.

5、 气管接头尺寸 φ 6mm。

6、 Reversible operation.

6、 可反转运行。

Model Description 型号说明



例:MLTU2-30-Bwp160-Lwp160-RG0-LP3-RM-TF-Vn18-ML30-MBNORD-120W-380V-50Hz-3HP-C0

Model MLTU2-30-Bwp160-Lwp160-RG0-LP3-RM-TF-Vn18-ML30-NORD-120W-380V-50Hz 3HP-C0, representing a tray width of 160mm, tray length of 160mm, without transition wheels, with 3 lifting positions, workpiece structure, using FESTO cylinder, running speed of 18, load of 30kg, motor brand NORD, power of 120W, voltage of 380V, frequency of 50Hz, phase of 3, constant speed motor.

型号 MLTU2-30-Bwp160-Lwp160-RG0-LP3-RM-TF-Vn18-ML30-NORD-120W-380V-50Hz-3HP-C0, 表示托盘宽度 160mm, 托盘长度 160mm, 不带过渡轮, 有 3 个升降位置, 加工件结构, 使用 FESTO 气缸, 运行速度 18, 负载 30kg, 电机品牌为 NORD, 功率为 120W, 电压为 380V, 频率为 50Hz, 相位为 3 的定速电机。

产品特征

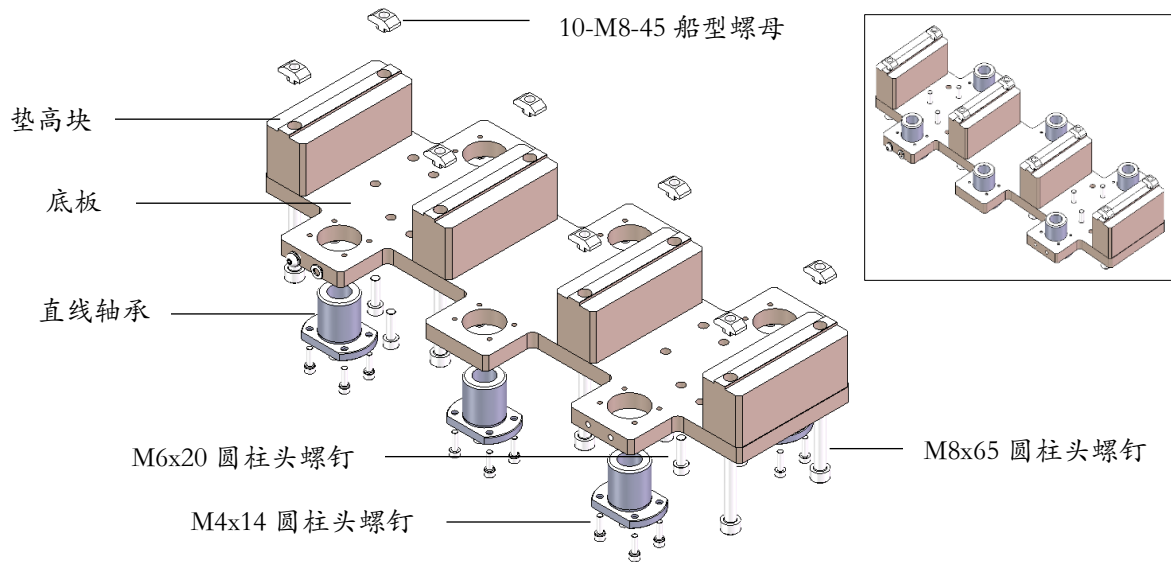
安装步骤

维护保养

安装步骤 Installation steps

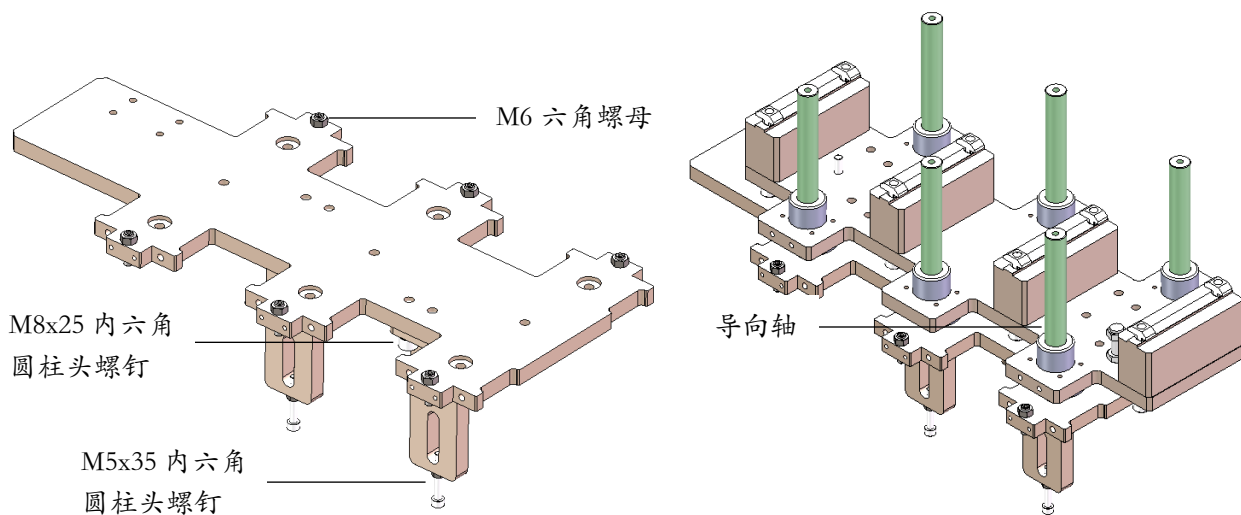
A Install the body profile as shown in the following figure.

A 按下图所示，安装底板。



B Assemble the lifting plate as shown in the following figure and secure it to the bottom plate.

B 按下图所示，组装提升板，并将其固定到底板上。



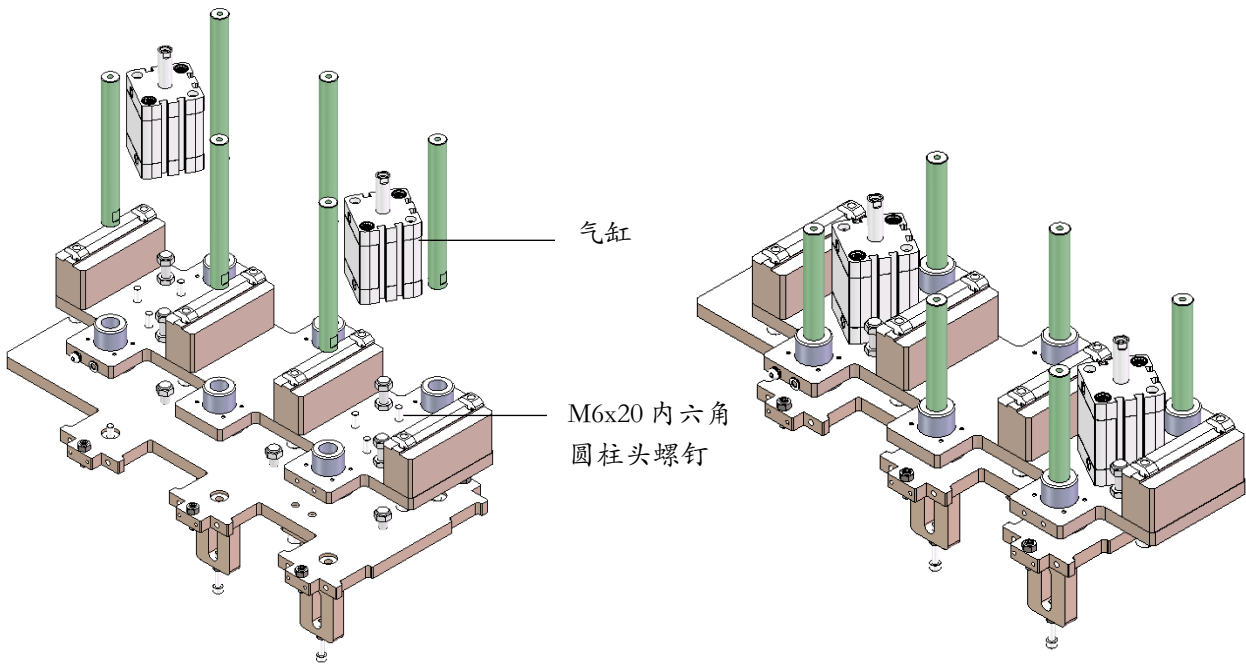
产品特征

安装步骤

维护保养

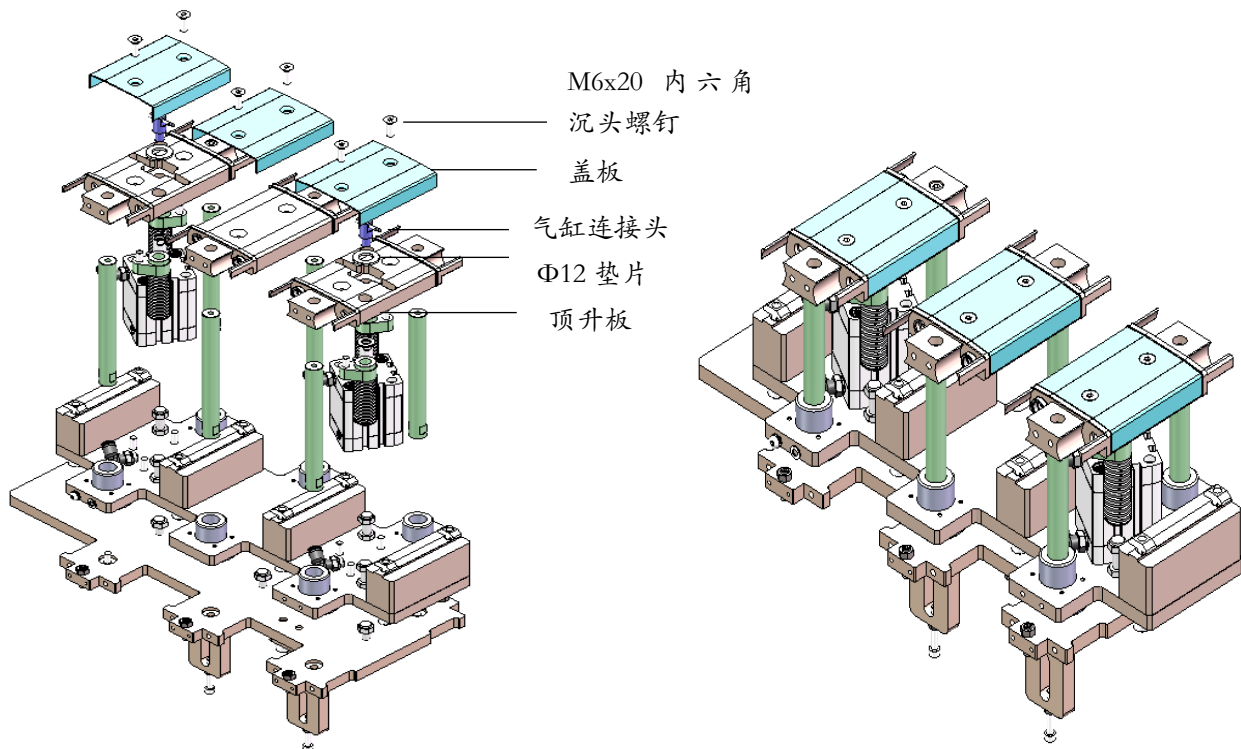
C Installing the cylinder.

C 安装气缸。



D Install the upper lifting plate.

D 安装上顶升板。



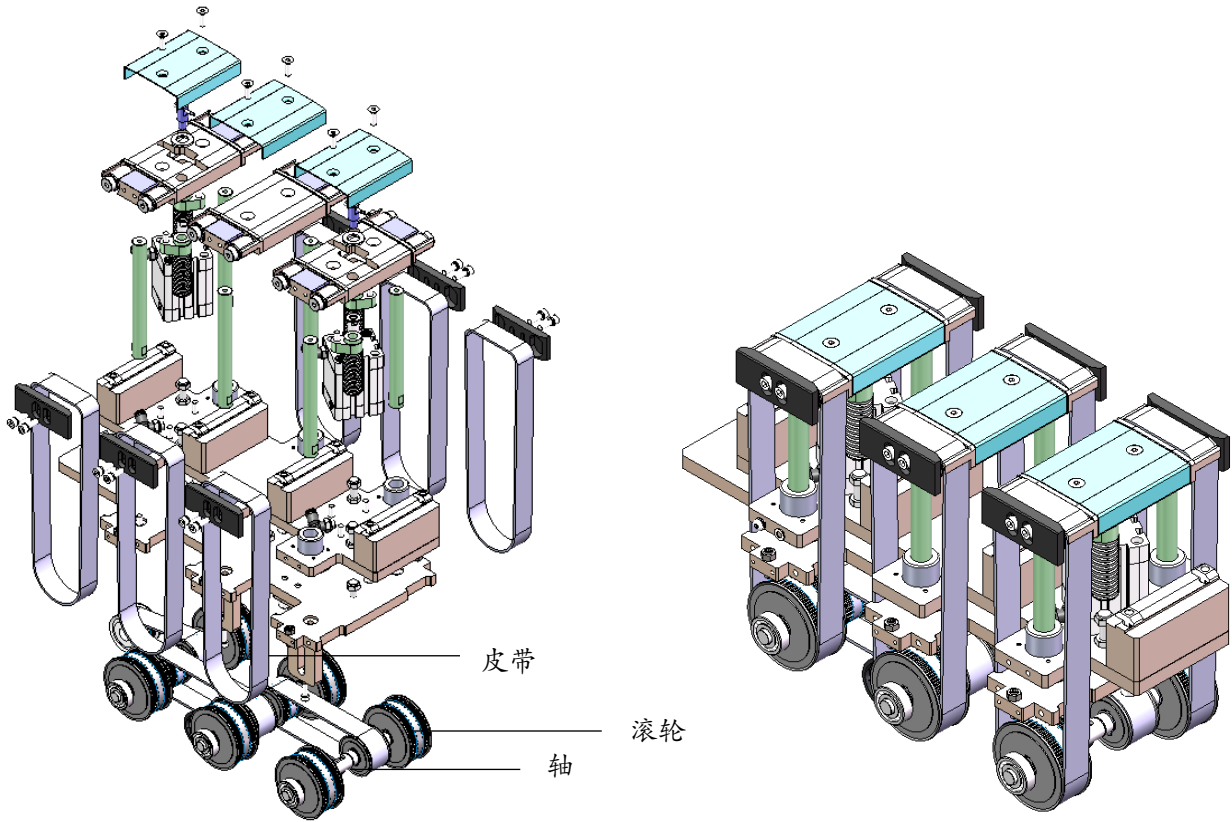
产品特征

安装步骤

维护保养

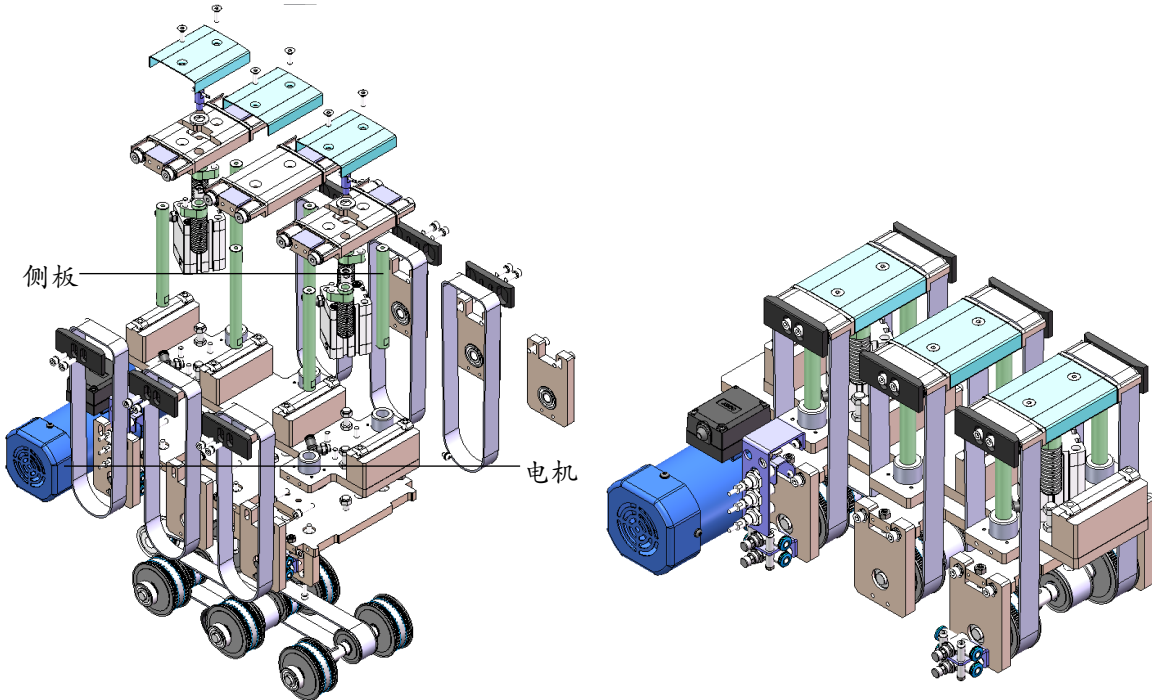
E Install the synchronous wheel and belt. When installing, be sure to first place the belt on the roller and then place the roller on the shaft.

E 安装同步轮和皮带，安装时需注意先将皮带套到滚轮上再将滚轮套到轴上。



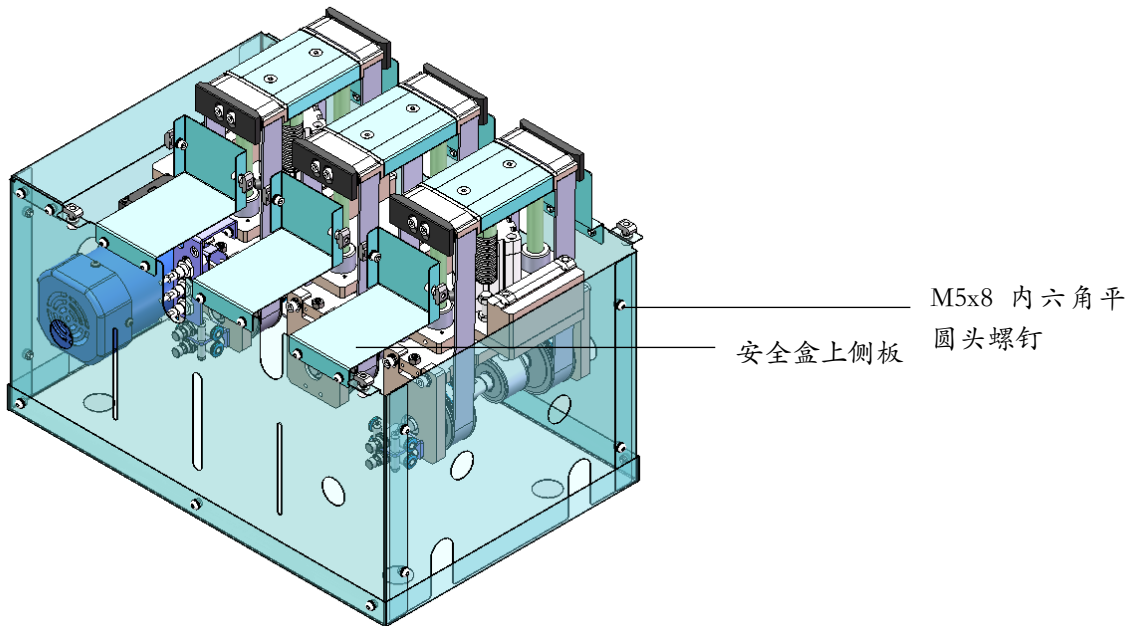
F Install the motor and both side panels.

F 安装电机及两边侧板。



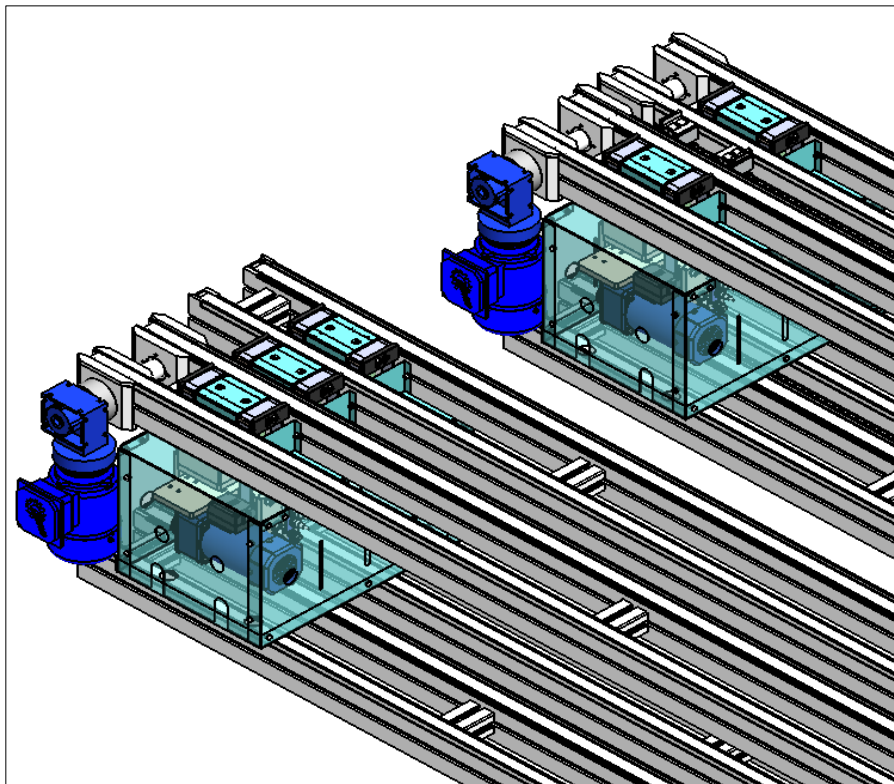
G Installing cover.

G 安装护罩。



F Application scenarios.

F 应用场景。



Note: When the distance between two parallel lines is too small, a three position lateral conveying lifting unit with a roller in the middle can be selected.

注意：当两条并行线体中间距离过小时，可选用中间为滚轮的三位置横向输送提升单元。

Maintenance 维护和保养

The UTS series tray conveying system requires regular maintenance and upkeep to extend the service life of the line. The conveying equipment should be kept clean to avoid direct sunlight or rain or snow, and to prevent contact with substances such as acids, alkalis, oils, organic solvents, etc.

UTS 系列托盘输送系统需按周期进行规定的保养维护工作，以延长线体使用寿命。输送设备应保持清洁避免阳光直射或雨雪浸淋，防止与酸、碱、油类、有机溶剂等物质接触。维护前需关闭对应的能源供给。

Daily Maintenance

日维护

Regularly clean the conveyor line. Before starting the machine every day, it is necessary to clean the floating dust, falling small parts, and other obstacles on the chain and wire body to prevent dust and dirt from affecting the operation of the wire body. When cleaning the machine head, it is necessary to remove the upper cover of the machine head and use an air gun to remove any accumulated dust inside. During trial operation, check all parts of the conveyor line for abnormalities, such as loose bearings or abnormal noise. Once any abnormalities are found, repair and replace them immediately. The steel wheel chain needs to be lubricated daily. 定期清洁输送线。每日开机前需清理链条及线体上的浮尘、掉落的小零件及其他障碍物，防止积尘和污垢影响线体运行。在清洁机头时，需拆掉机头上盖，用气枪清除里面积压的灰尘。试运行前，检查输送线的各部位是否有异常，如轴承有无松动或异常噪音，一旦发现异常应即使维修和更换。钢制轮链条需每日润滑。

Weekly Maintenance

周维护

Regularly inspect the accessories on the conveyor line body. For easily damaged parts such as sprockets, bearings, and idlers, regular inspection, maintenance, and lubrication are required. If damage or looseness is found, it must be replaced immediately. Check if the fasteners on the wire body are loose and tighten them in a timely manner.

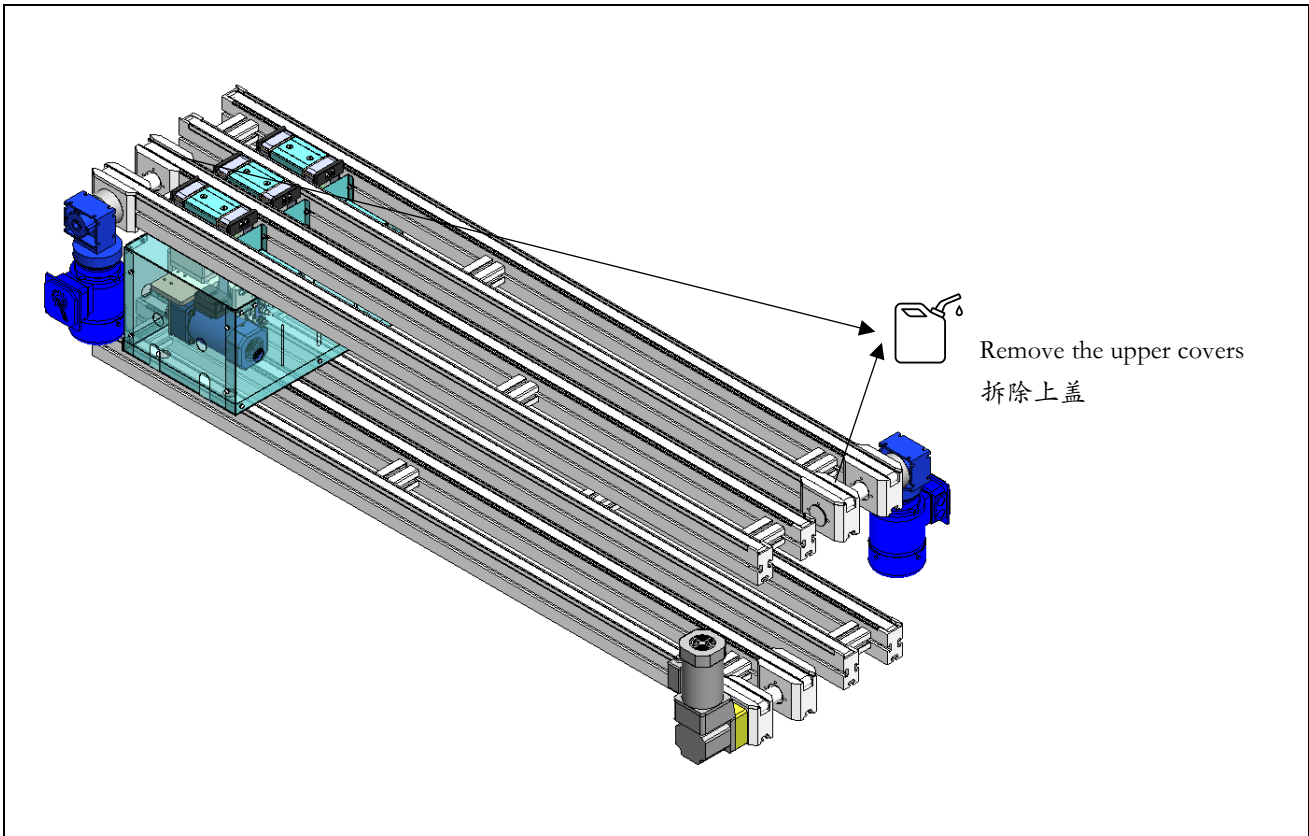
定期检查输送线体上的附件。对于链轮、轴承、惰轮等容易损坏的零件，需定期检查、保养和润滑。发现损坏和松动须立即更换。检查线体上的紧固件是否有松动情况，及时紧固。

Monthly Maintenance

月维护

Regularly clean motor bearings, check for wear, and replace lubricating oil in a timely manner. (It is necessary to replenish the oil at any time based on the on-site operating conditions and the degree of grease volatilization. Under normal operation, the lubricating oil can be replaced every six months.) Check whether the chain needs lubrication.

对于电机轴承等定期清洗，检查磨损情况，及时更换润滑油。（需根据现场运行状况及油脂挥发程度进行随时补油，正常运行下，可六个月更换一次润滑油。）检查链条是否需要润滑。



Quarterly maintenance

季度维护

Check if the guide strip and friction strip are severely worn or deformed, and replace them in a timely manner. Confirm that the running condition is good, observe if the chain is loose, and if there is any looseness, shorten the chain length by removing the chain link.

检查导向条、磨擦条是否磨损严重或者变形，并及时更换。确定运行状况良好，观察链条是否松弛，如有松动，可通过去除链节的方式缩短链条长度。

Disclaimer

免责声明

The customer shall inspect the equipment regularly. If the customer fails to maintain the conveyor as the state above, leading to any malfunction or damage to the conveyor, our company will not be responsible for it, all related costs (including material costs, installation and commissioning fees, and hotel expense) shall be borne by the customer.

客户应定期对设备进行检查。若客户未按要求对输送机进行维护，进而导致输送机发生任何故障或损坏，我司将不承担相关责任，由此产生的相关费用（材料费，安装调试费，差旅费）均由客户承担。

Suzhou LinkedGo Transfer System Co.,Ltd.
苏州领科工业技术有限公司

[Tel: +86-512-6636 1885](tel:+86-512-66361885)

Add: Room 706, Building D, Dongchuang Science and Technology Park,
No. 216 Jinfeng Road, Wuzhong District, Suzhou, P.R. China

Zip code:215101

E-mail: Sales@LinkedGo.com.cn

Website: [www. LinkedGo.com.cn](http://www.LinkedGo.com.cn)

Subject to technical modifications

电话：+86-512-6636 1885

地址：苏州市吴中区木渎镇金枫路 216 号东创科技园 D 幢 706 室

邮编：215101

邮箱：Sales@LinkedGo.com.cn

网址：www.LinkedGo.com.cn

我司保留技术更改的权利